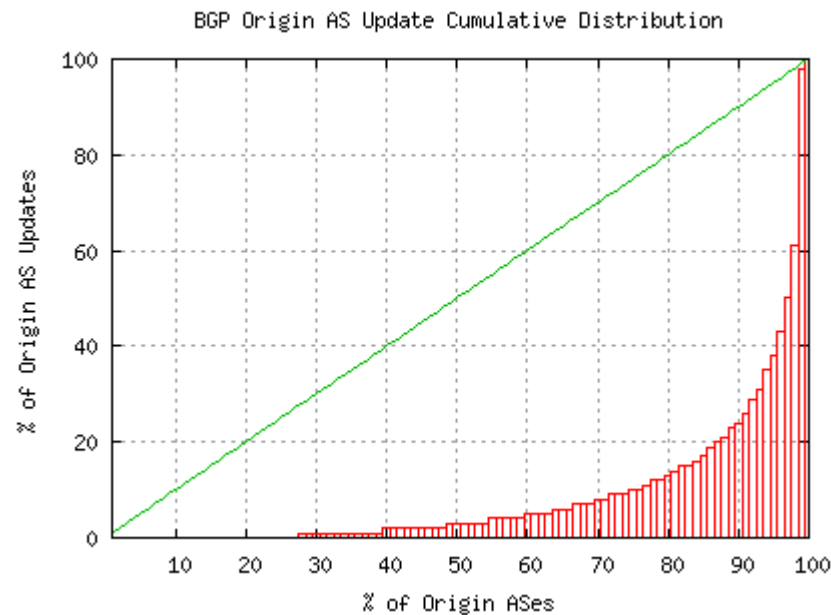


What's in the BGP Update Report

Geoff Huston
APNIC

Why

- Not everyone generates large volumes of BGP updates
- Very few AS's generate large volumes of BGP Updates
- Who are these folk?
- Why are they doing this?



What When How

- Single eBGP peering session with AS4637 (Asia-Pac transit)
- The BGP Update report is based on the rolling 2 week collection of updates
- Posted each Friday at 1200 UTC to the NANOG mail list
- Posted online each day

Date: Fri, 6 Oct 2006 22:00:02 +1000 (EST)

From: cidr-report@potaroo.net

To: cidr-report@potaroo.net

Subject: BGP Update Report

Cc: nanog@merit.edu

BGP Update Report

Interval: 22-Sep-06 -to- 05-Oct-06 (14 days)

Observation Point: BGP Peering with AS4637

Part A – Unstable AS Top 20

Typically 5 - 8% of all BGP updates relate to just 20 Origin ASs
 So here they are:

Origin AS

% contribution to the total

14 day total updates

Updates per originating prefix

Rank	ASN	Upds	%	Upds/Pfx	AS-Name
1	AS17974	34063	3.2%	91.1	TELKOMNET-AS2-AP PT TELEKOMUNIKASI INDONESIA
2	AS28751	15328	1.4%	123.6	CAUCASUS-NET-AS Caucasus Network Tbilisi, Georgia
3	AS4795	12218	1.1%	55.5	INDOSAT2-ID INDOSATNET-ASN
4	AS12497	9472	0.9%	197.3	SANET-GE SANET NETWORK (AS)
5	AS15611	9373	0.9%	88.4	Iranian Research Organisation
6	AS855	8560	0.8%	15.1	CANET-ASN-4 - Aliant Telecom
7	AS7738	8370	0.8%	74.1	Telecomunicacoes da Bahia S.A.
8	AS4621	6915	0.7%	52.0	UNSPECIFIED UNINET-TH
9	AS33783	6849	0.6%	63.4	EEPAD
10	AS4134	6791	0.6%	13.4	CHINANET-BACKBONE No.31,Jin-rong Street
11	AS9121	6718	0.6%	65.9	TTNET Ttnet Autonomous System
12	AS702	6477	0.6%	9.0	AS702 MCI EMEA

B – Relative per-prefix instability

Same thing, but divided by the number of announced prefixes

Origin AS

% contribution to the total

14 day total updates

Updates per originating prefix

TOP 20 Unstable Origin AS (Updates per announced prefix)

Rank	AS#	Upds	%	Upds/Pfx	AS-Name
1	AS12922	1162	0.1%	1162.0	-- MULTITRADE-AS Bank Outsourcer
2	AS39250	1983	0.2%	991.5	-- COLOPROVIDER-AS Colo Provider
3	AS34378	921	0.1%	921.0	-- RUG-AS Razguliay-UKRROS Group
4	AS18560	3376	0.3%	844.0	-- CYBERSHORE - Cybershore, Inc
5	AS7013	638	0.1%	638.0	-- NETSELECT - Health Sciences Libraries Consortium
6	AS24711	1230	0.1%	615.0	-- CLS-ARGOS-AS C L S
7	AS12408	496	0.1%	496.0	-- BIKENT-AS Bikent Ltd. Autonomous system
8	AS33188	942	0.1%	471.0	-- SCS-NETWORK-1 - Sono Corporate Suites
9	AS18173	446	0.0%	446.0	-- AKU-AS-PK Aga Khan University
10	AS31942	869	0.1%	434.5	-- COBECV - COBE CV
11	AS1525	412	0.0%	412.0	--
12	AS39132	401	0.0%	401.0	-- ETRANS ETRANS AG

C – Unstable Prefixes

Which prefixes have been unstable over the past two weeks? This is the top 20

Prefix

14 day total updates

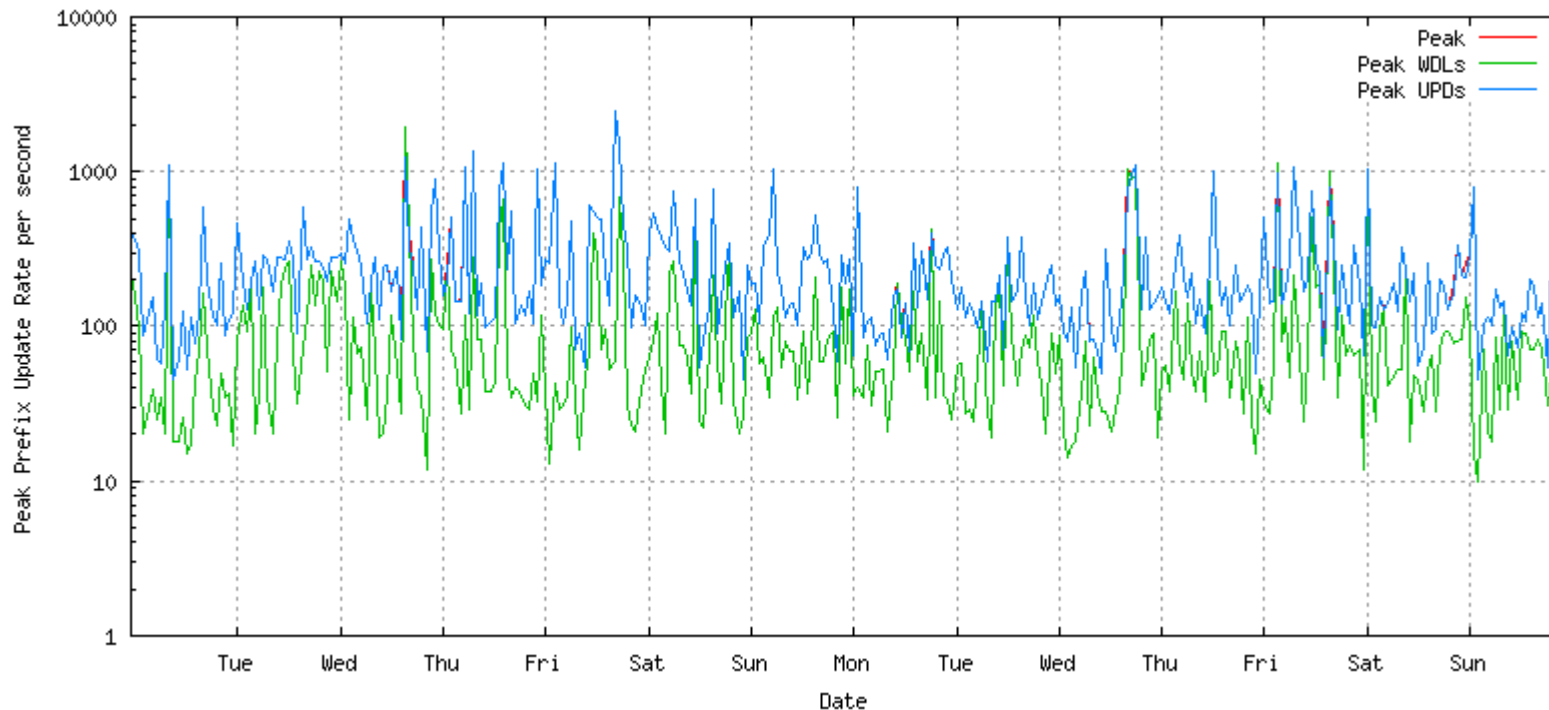
% contribution to the total

Originating AS

TOP 20 Unstable Prefixes					
Rank	Prefix	Upds	%	Origin AS	AS Name
1	203.199.128.0/19	3185	0.2%	AS4755	VSNL-AS Videsh Sanchar Nigam Ltd. Autonomous Sy
2	209.140.24.0/24	2560	0.2%	AS3043	AMPHIB-AS - Amphibian Media Corporation
3	143.81.0.0/21	1527	0.1%	AS6034	DDN-ASNBLK - DoD Network Information Center
4	83.98.220.0/23	1455	0.1%	AS39250	COLOPROVIDER-AS Colo Provider
5	194.105.61.0/24	1162	0.1%	AS12922	MULTITRADE-AS Bank Outsourcer
6	208.0.225.0/24	956	0.1%	AS11139	CWRIN CW BARBADOS
7	193.242.123.0/24	921	0.1%	AS34378	RUG-AS Razguliay-UKRROS Group
8	63.112.156.0/22	921	0.1%	AS18560	CYBERSHORE - Cybershore, Inc
9	208.46.135.0/24	823	0.1%	AS18560	CYBERSHORE - Cybershore, Inc
10	63.237.136.0/24	817	0.1%	AS18560	CYBERSHORE - Cybershore, Inc
11	65.242.131.0/24	815	0.1%	AS18560	CYBERSHORE - Cybershore, Inc
12	88.213.145.0/24	733	0.1%	AS34695	E4A-AS E4A Primary AS

The WEB Page

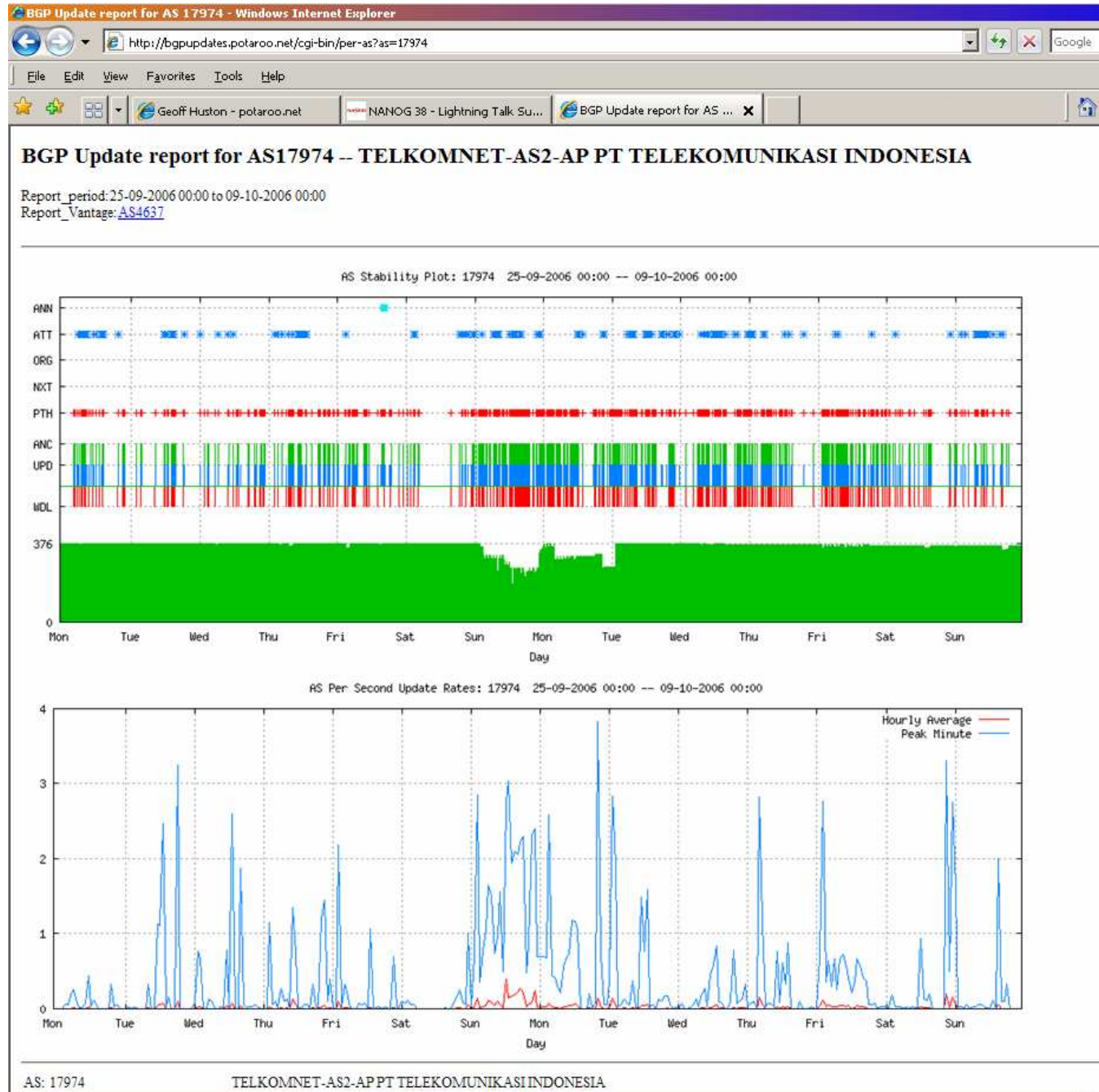
<http://bgpupdates.potaroo.net>



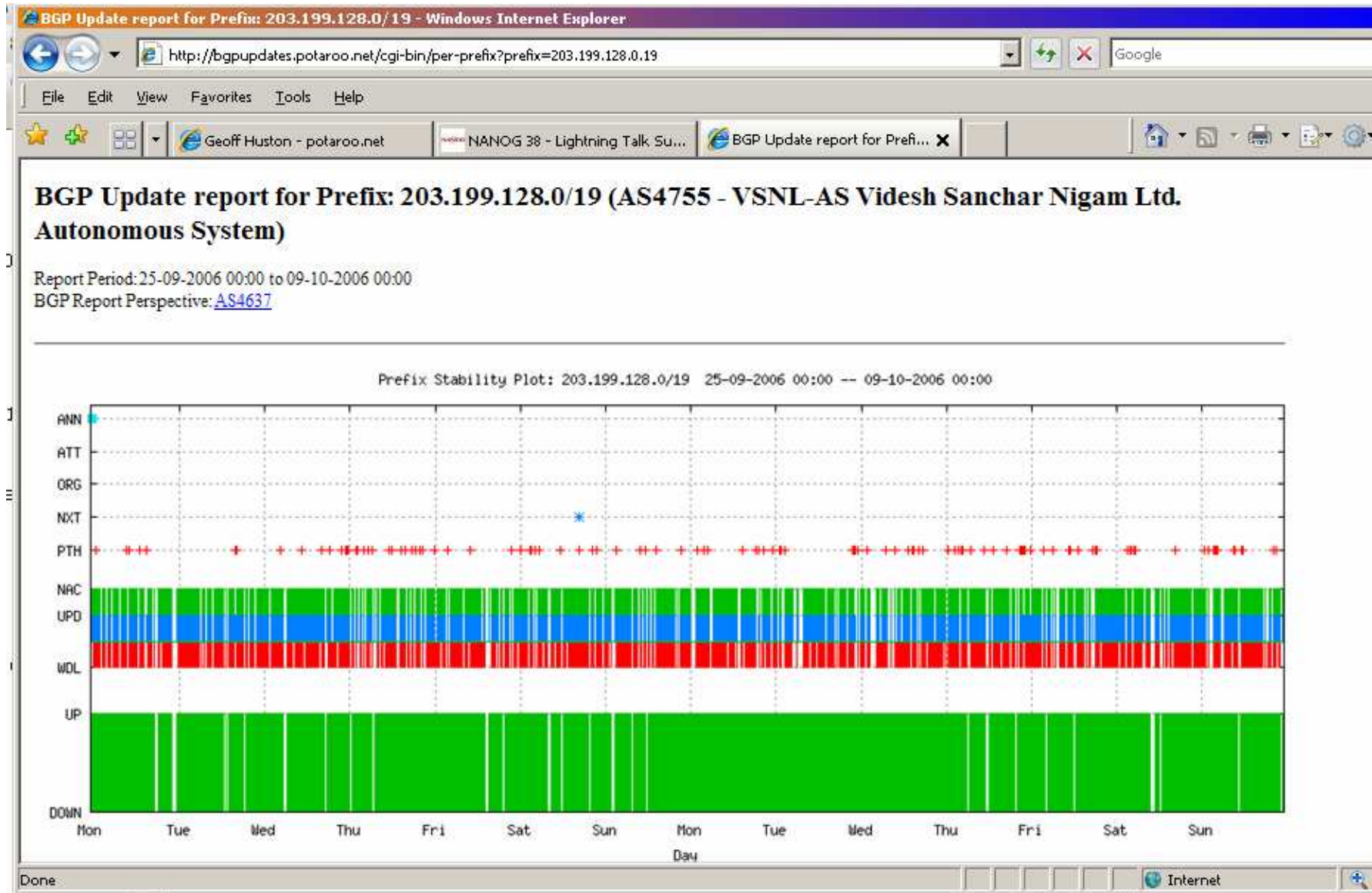
Peak per second BGP update rates, plotted using a log scale

Queries:

Per-AS Report



Queries: Per-Prefix Report



Some other possibly useful URLs

as<n>.potaroo.net

e.g.: as17974.potaroo.net

a.b.c.d.mask.potaroo.net

e.g.: 61.0.0.0.8.potaroo.net