



Stager

Web-based Statistics Display

NANOG35

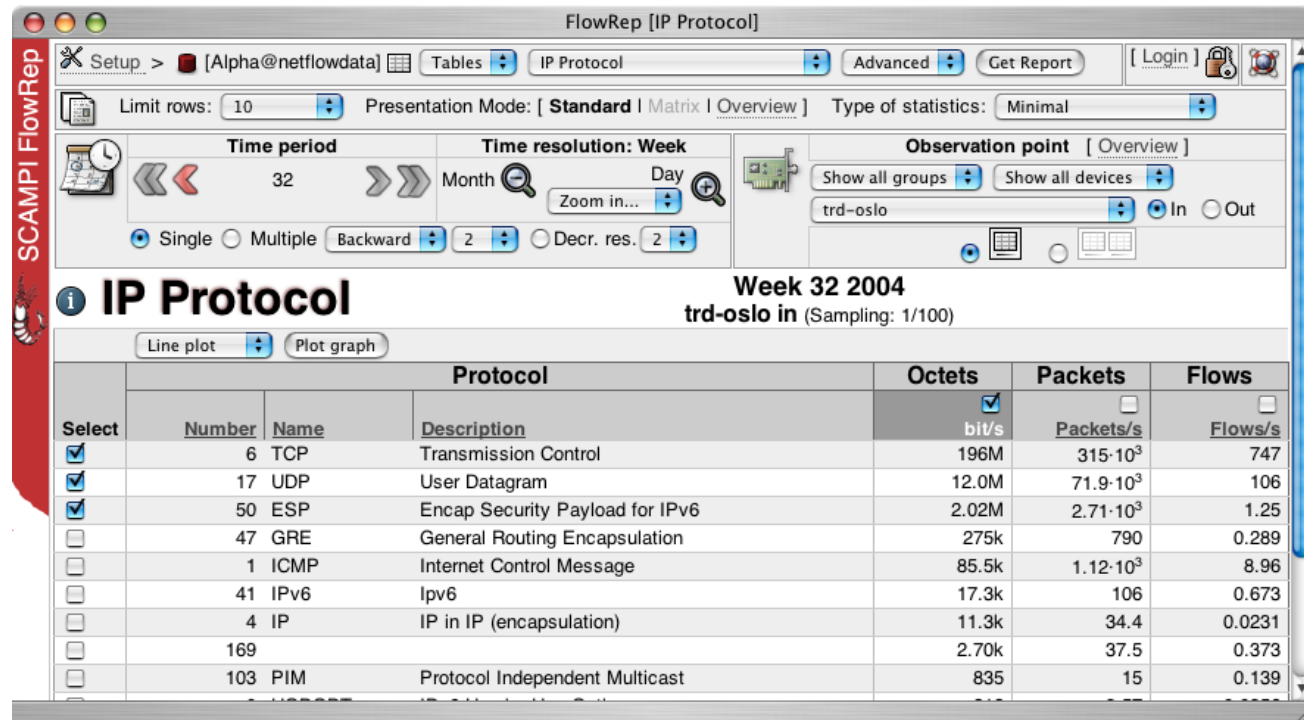
23-25 October 2005

Arne Øslebø

arneos@uninett.no

What is Stager?

- A web-based tool for aggregating and presenting most types of network statistics
- GPL
- 100+ people on public mailinglist

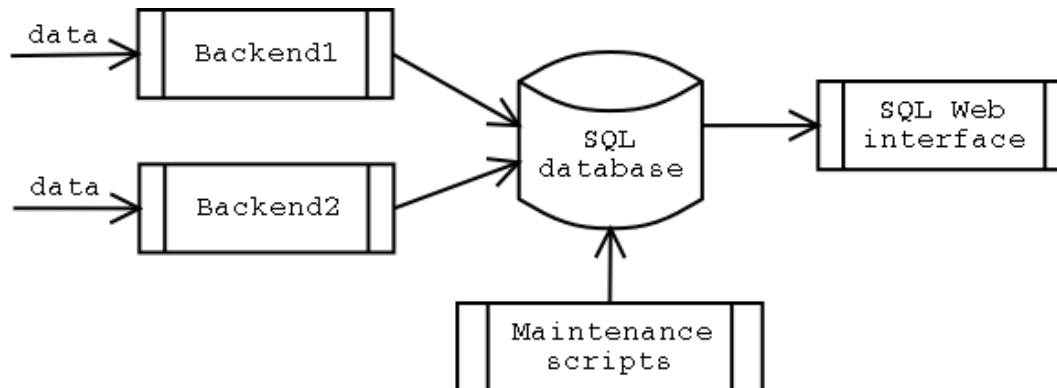


Main features

- Easy to use web frontend
 - ◆ Text based reports and graphs
- Support for different types of network statistics
 - ◆ Netflow
 - ◆ SNMP
 - ◆ Mping
- Easy to add new reports
 - ◆ Templates and plugins
- Access control
 - ◆ Observation points and reports

Stager design

- One or more backends for collecting data
- Database for storing and aggregating reports
- Web frontend



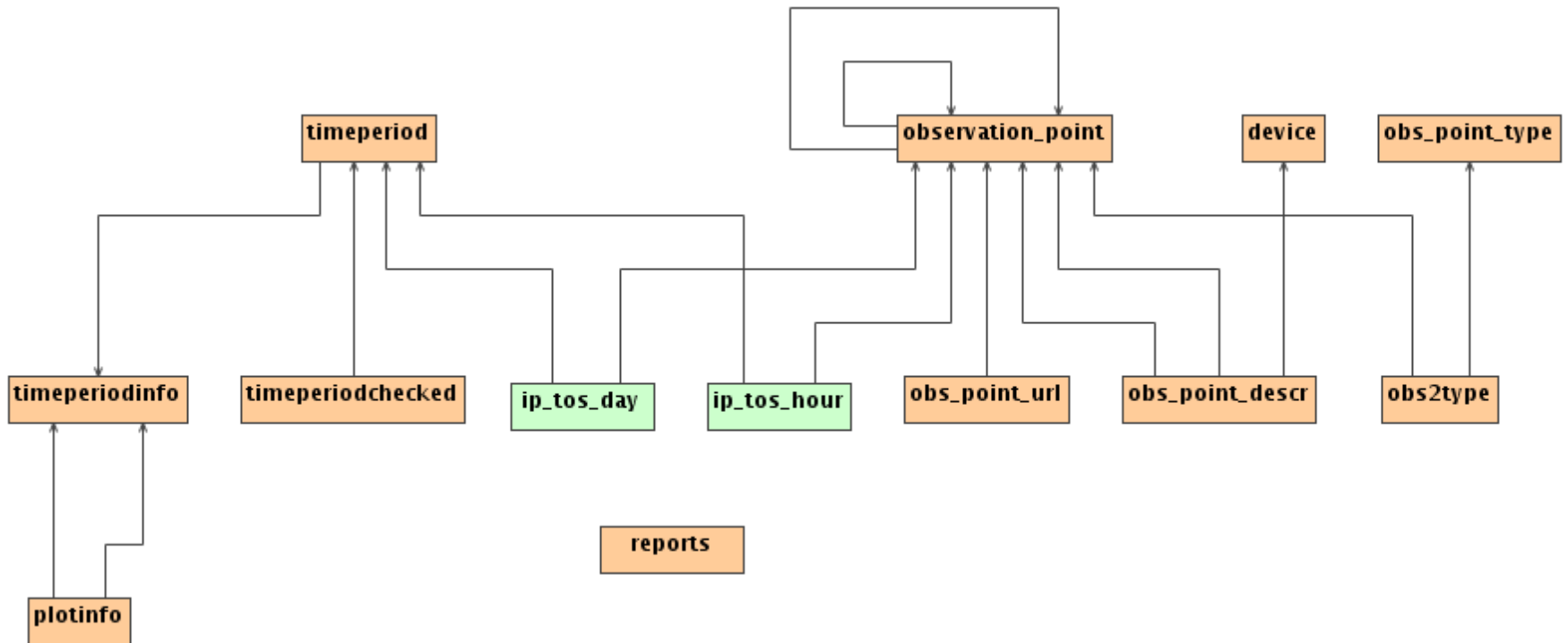
Backend

- Collects raw data from some source, processes it and inserts reports into the database
 - ◆ most commonly used IP protocols
 - ◆ the top 100 source IP addresses with the highest traffic
 - ◆ Router CPU load
- Robustness
 - ◆ Detects deadlocks
 - ◆ Inserts missing data automatically after DB problems
- Generic aggregation

Report templates

- Specifies how to present a report in the frontend.
 - ◆ bps, pps, % etc.
- Multiple views for the same report type.
 - ◆ Overview, packet details, flows details etc.
- Report transformations
 - ◆ Table, matrix, overview and global
- Specifies where to collect report data from
 - ◆ Database
 - ◆ Raw netflow files
 - ◆ etc.

Database ER diagram

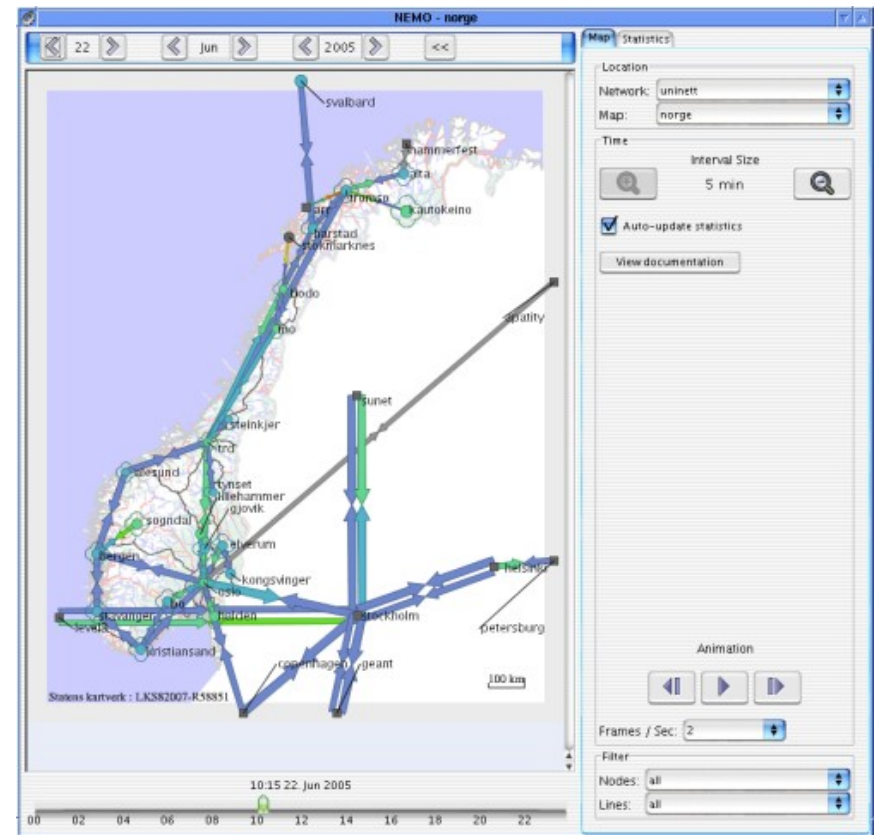


What do you need to run Stager?

- Linux or BSD
- Perl
 - DBI – database interface module
- PostgreSQL
- HTTP server
 - PHP
 - Smarty – template engine
 - JpGraph – graph creating library
- Stager
 - <http://software.uninett.no/>

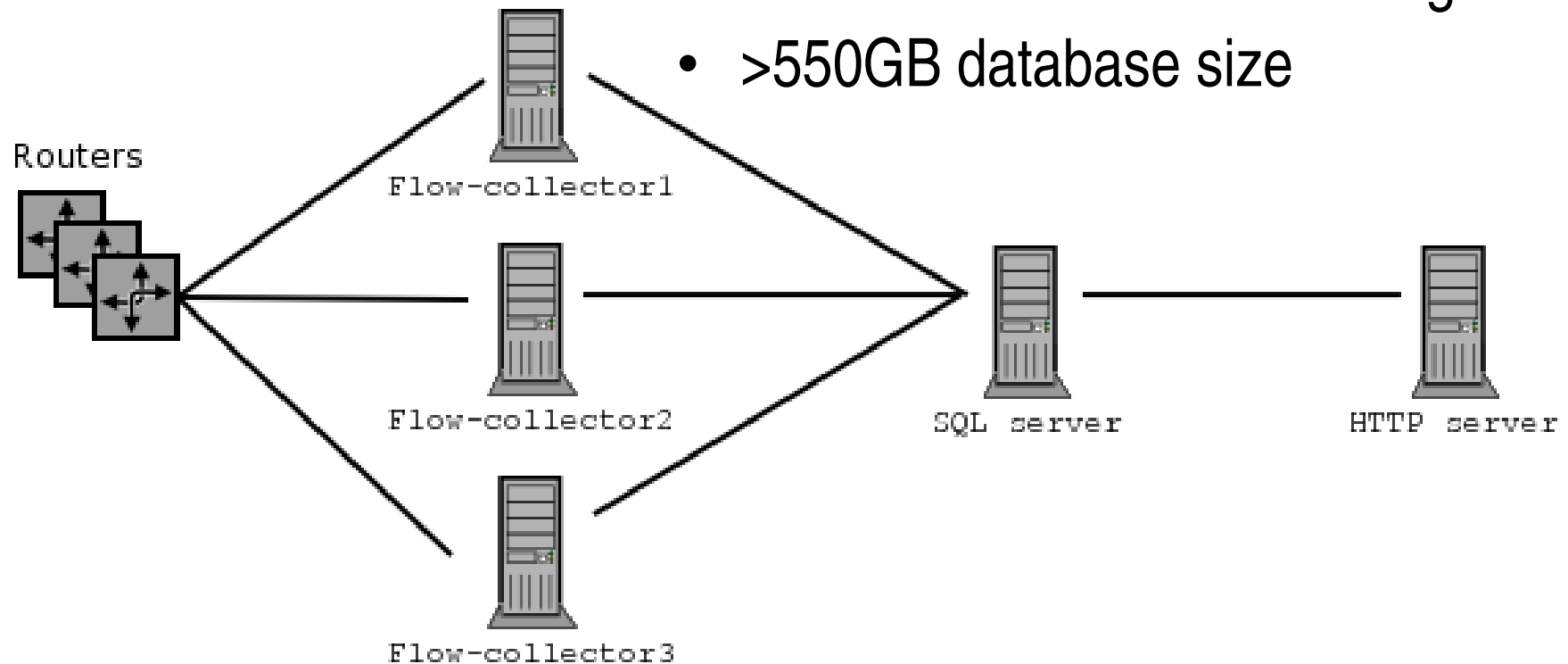
Nemo

- Java application that can show animated maps with network statistics
- Can read and animate data from the Stager database
- Animates links and routers
- Geographic maps
- Topology
- Zooming



Our netflow setup

- 31 routers, 175 interfaces
 - 1/100 sampling on most routers
- ~30GB of raw netflow data per day
- peak hours: 100 inserts per second
- >300 millions entries in a single table
- >550GB database size



Live demo

<https://stager.uninett.no>

Start page

Reset all'."/>

File Edit View Go Bookmarks Tools Help

https://stager.uninett.no/setup.php?ss_db=stager&ss_tablelimit=20&ss_reportstyle=graphsetup&ss_obspoint

UNINETT AS > Network statistics > Stager > Report setup

arneos [Logout]

Overview Report | Specific Observation Point | Multiple Observation Points

Report type: IP Protocol

Time period: IP Protocol

Custom date (optional):

Limit rows:

Select overview columns:

Example: 21-23,00,110

Create report

Reset all selections stored in your session object: [Reset all](#)

Stager 1.11, 2004 © UNINETT AS

Overview report

File Edit View Go Bookmarks Tools Help

https://stager.uninett.no/index.php?s_time_timestamp=20050428_000000&ss_db=stager&ss_tablelimit=20&ss kde screenshot

Setup > Tables IP Protocol Simple Get Report arneos [Logout]

Time: Thursday 28. April 2005 Time resolution: Day Week Hour Zoom in... Overview [Single observation point] Manual Auto

Fields with highest values is automatically selected. [Refresh selection]

IP Protocol Thursday 28. April 2005 All observation points

Line plot Plot graph

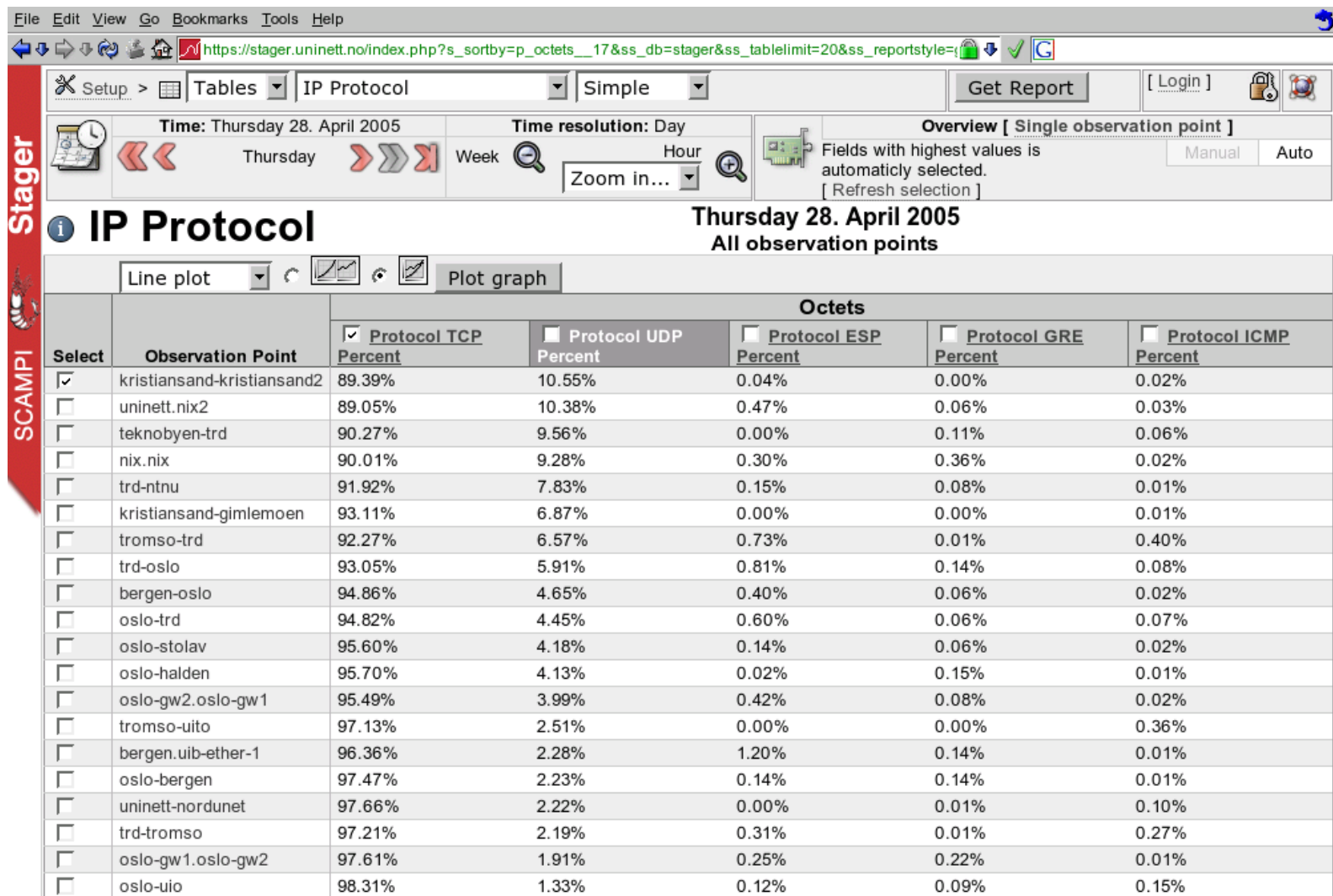
Select	Observation Point	Octets				
		<input checked="" type="checkbox"/> Protocol TCP Percent	<input type="checkbox"/> Protocol UDP Percent	<input type="checkbox"/> Protocol ESP Percent	<input type="checkbox"/> Protocol GRE Percent	<input type="checkbox"/> Protocol ICMP Percent
<input checked="" type="checkbox"/>	oslo-bo	99.75%	0.23%	0.00%	0.00%	0.02%
<input type="checkbox"/>	trd-hovedbygget	99.49%	0.46%	0.04%	0.00%	0.01%
<input type="checkbox"/>	hovedbygget-alesund	99.48%	0.46%	0.05%	0.00%	0.01%
<input type="checkbox"/>	oslo-uis	98.31%	1.33%	0.12%	0.09%	0.15%
<input type="checkbox"/>	uninett-nordunet	97.66%	2.22%	0.00%	0.01%	0.10%
<input type="checkbox"/>	oslo-gw1.oslo-gw2	97.61%	1.91%	0.25%	0.22%	0.01%
<input type="checkbox"/>	oslo-bergen	97.47%	2.23%	0.14%	0.14%	0.01%
<input type="checkbox"/>	hovedbygget-trd	97.29%	2.55%	0.15%	0.00%	0.01%
<input type="checkbox"/>	trd-tromso	97.21%	2.19%	0.31%	0.01%	0.27%
<input type="checkbox"/>	tromso-uito	97.13%	2.51%	0.00%	0.00%	0.36%
<input type="checkbox"/>	bergen.uib-ether-1	96.36%	2.28%	1.20%	0.14%	0.01%
<input type="checkbox"/>	oslo-stolav	95.60%	4.18%	0.14%	0.06%	0.02%
<input type="checkbox"/>	oslo-gw1.oslo-gw4	95.59%	0.27%	4.08%	0.00%	0.06%
<input type="checkbox"/>	oslo-gw2.oslo-gw1	95.49%	3.99%	0.42%	0.08%	0.02%
<input type="checkbox"/>	bergen-oslo	94.86%	4.65%	0.40%	0.06%	0.02%
<input type="checkbox"/>	oslo-trd	94.82%	4.45%	0.60%	0.06%	0.07%
<input type="checkbox"/>	trd-oslo	93.05%	5.91%	0.81%	0.14%	0.08%
<input type="checkbox"/>	tromso-trd	92.27%	6.57%	0.73%	0.01%	0.40%
<input type="checkbox"/>	trd-ntnu	91.92%	7.83%	0.15%	0.08%	0.01%
<input type="checkbox"/>	nix.nix	90.01%	9.28%	0.30%	0.36%	0.02%

The page is not cached

Stager 1.11, 2004 © UNINETT AS

The page took 1431ms to load
[Create report alias]

Overview – sorted on UDP



The page is not cached

Stager 1.11, 2004 © UNINETT AS

The page took 1780ms to load
[Create report alias]

Details

File Edit View Go Bookmarks Tools Help

https://stager.uninett.no/index.php?s_obspoints_type=single&s_transform=None&obsnav_points=569|0&obsr

Setup > Tables > IP Protocol > Simple > Get Report [Login]

Time: Thursday 28. April 2005 Time resolution: Day Observation point [Overview]

Thursday Week Hour Zoom in... Show all groups Show all devices kristiansand-kristiansand2 In Out

IP Protocol Thursday 28. April 2005 kristiansand-kristiansand2 in

Line statistics: Traffic in percent Go Router statistics for kristiansand-gw: Memory usage Go

Line plot Plot graph

Select	Protocol			Octets		Packets		Flows		Packetsize
	Number	Name	Description	bit/s	Percent	Packets/s	Percent	Flows/s	Percent	Octets
<input checked="" type="checkbox"/>	6	TCP	Transmission Control	22.7M	89.39%	3.80·10 ⁻³	65.05%	9.51	92.23%	745
<input checked="" type="checkbox"/>	17	UDP	User Datagram	2.68M	10.55%	2.03·10 ⁻³	34.74%	0.708	6.86%	165
<input type="checkbox"/>	50	ESP	Encap Security Payload for IPv6	10.2k	0.04%	2.79	0.05%	6.83·10 ⁻³	0.07%	458
<input type="checkbox"/>	1	ICMP	Internet Control Message	5.58k	0.02%	8.81	0.15%	0.0847	0.82%	79
<input type="checkbox"/>	103	PIM	Protocol Independent Multicast	94	0.00%	0.0926	0.00%	926·10 ⁻⁶	0.01%	127
<input type="checkbox"/>	47	GRE	General Routing Encapsulation	58	0.00%	0.0718	0.00%	590·10 ⁻⁶	0.01%	101
<input type="checkbox"/>	41	IPv6	Ipv6	0	0.00%	1.16·10 ⁻³	0.00%	11.6·10 ⁻⁶	0.00%	68

The page is not cached

Stager 1.11, 2004 © UNINETT AS

The page took 853ms to load

[Create report alias]

Detailed statistics

Stager SCAMPI

File Edit View Go Bookmarks Tools Help

https://stager.uninett.no/index.php?ss_db=stager&ss_tablelimit=20&ss_reportstyle=graphsetup&ss_obspoint:

Setup > Tables > IP Protocol > Advanced > Get Report [Login]

Limit rows: 20 Presentation Mode: [Standard | Matrix | Overview] Type of statistics: Octets Details

Time: Thursday 28. April 2005 Time resolution: Day Observation point [Overview]

Thursday >>> Week <<< Zoom in... Hour <>

Show all groups Show all devices

kristiansand-kristiansand2

Single Multiple Backward 2 Decr. res. 2

IP Protocol Thursday 28. April 2005

kristiansand-kristiansand2 in (Sampling: 1/100)

Line statistics: Traffic in percent Go Router statistics for kristiansand-gw: Memory usage Go

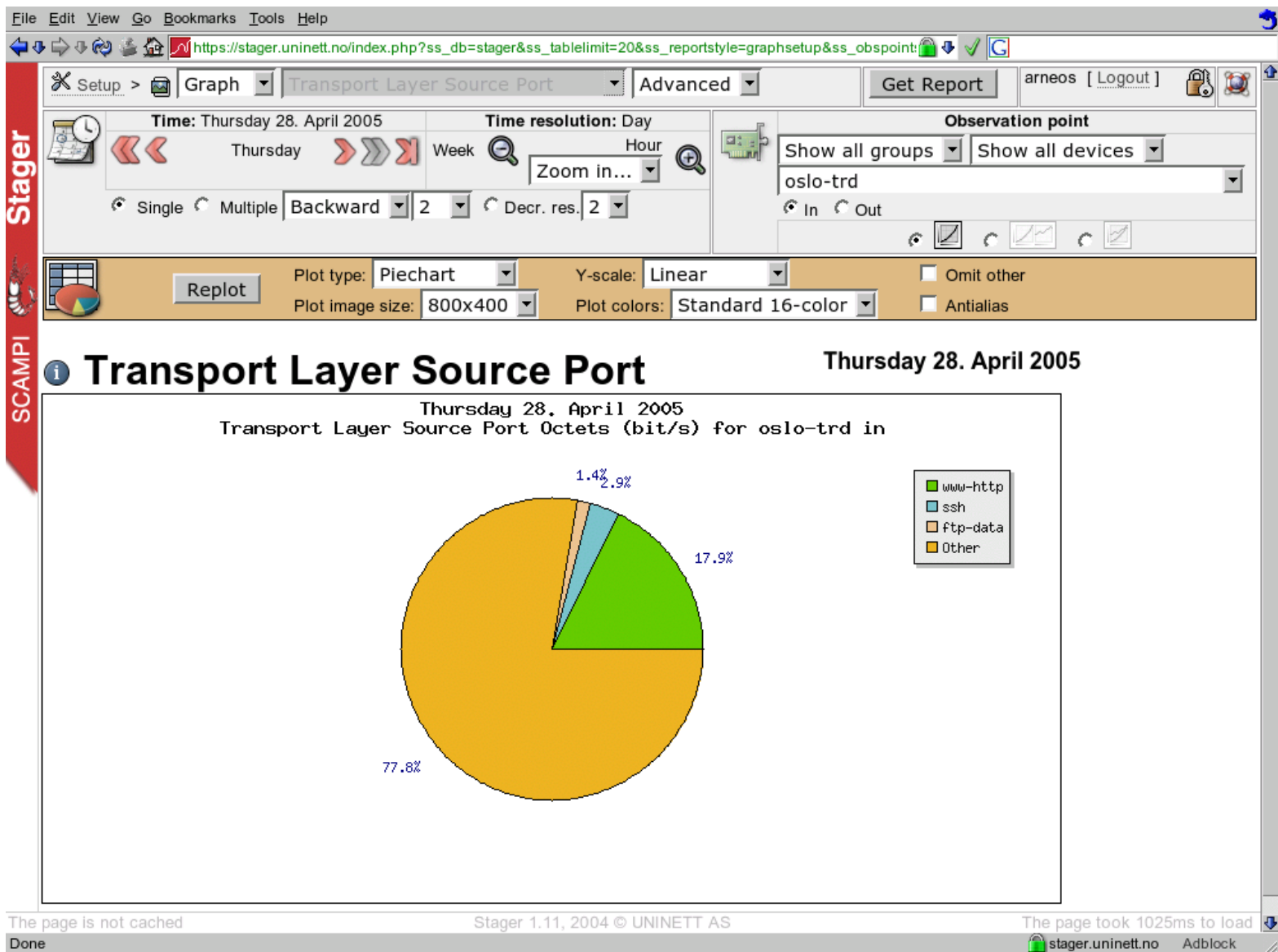
Line plot Plot graph

Select	Protocol			Octets						
	Number	Name	Description	<input checked="" type="checkbox"/> bit/s	<input type="checkbox"/> Total	<input checked="" type="checkbox"/> Percent	Minimum bit/s	Maximum bit/s	Std.Dev.	Variance Coeff.
<input checked="" type="checkbox"/>	6	TCP	Transmission Control	22.7M	244G	89.39%	8.81M	39.6M	3.99·10 ⁹	0.392
<input checked="" type="checkbox"/>	17	UDP	User Datagram	2.68M	28.9G	10.55%	2.55M	2.85M	39.4·10 ⁶	0.0327
<input type="checkbox"/>	50	ESP	Encap Security Payload for IPv6	10.2k	110M	0.04%	1.64k	70.1k	6.44·10 ⁶	1.4
<input type="checkbox"/>	1	ICMP	Internet Control Message	5.58k	60.2M	0.02%	3.29k	8.47k	668·10 ³	0.266
<input type="checkbox"/>	103	PIM	Protocol Independent Multicast	94	1.02M	0.00%	6	241	30.1·10 ³	0.681
<input type="checkbox"/>	47	GRE	General Routing Encapsulation	58	627k	0.00%	118	882	174·10 ³	0.832
<input type="checkbox"/>	41	IPv6	Ipv6	0	6.80k	0.00%	15	15	0	0

The page is not cached Stager 1.11, 2004 © UNINETT AS The page took 816ms to load [Create report alias]

Done stager.uninett.no Adblock

Piechart



Line plot of a DOS attack

Browser address bar: https://stager.uninett.no/index.php?s_time_timestamp=20040927_000000&s_time_period=3&ss_db=t

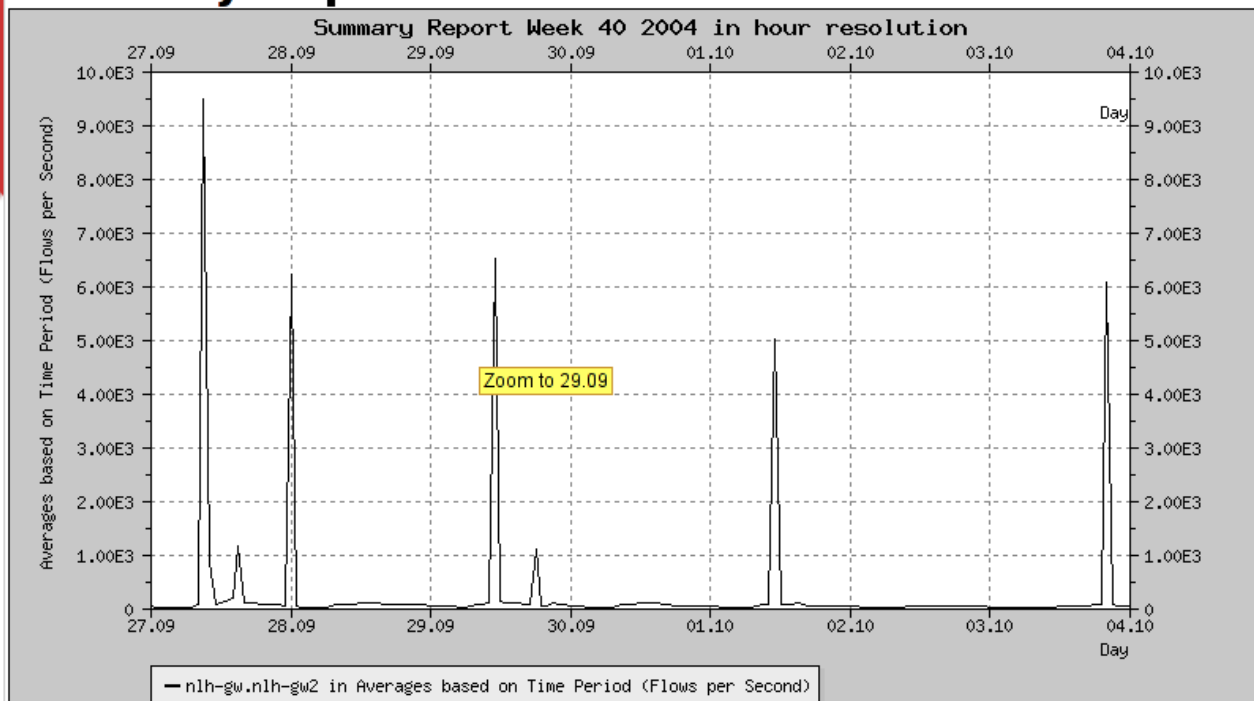
Navigation: Setup > NetFlow | Summary Report | Simple | Get Report | [Login] | [Help]

Time: Week 40 2004 | Time resolution: Week | Observation point: Show all groups | Show all devices | nlh-gw.nlh-gw2 | In Out

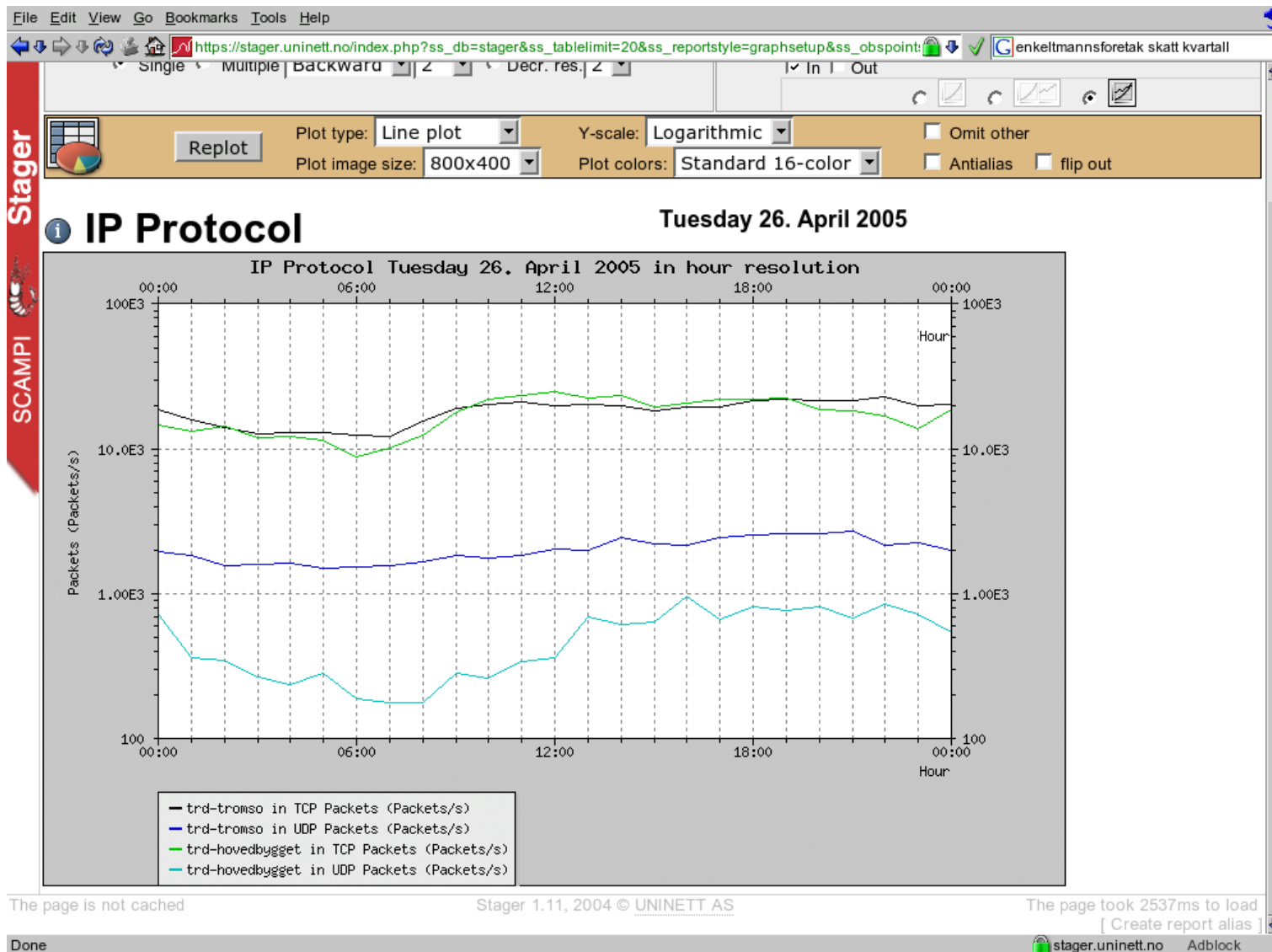
Plot type: Line plot | Y-scale: Linear | Plot image size: 800x400 | Plot colors: Standard 16-color | [Replot] [Return to table]

Summary Report

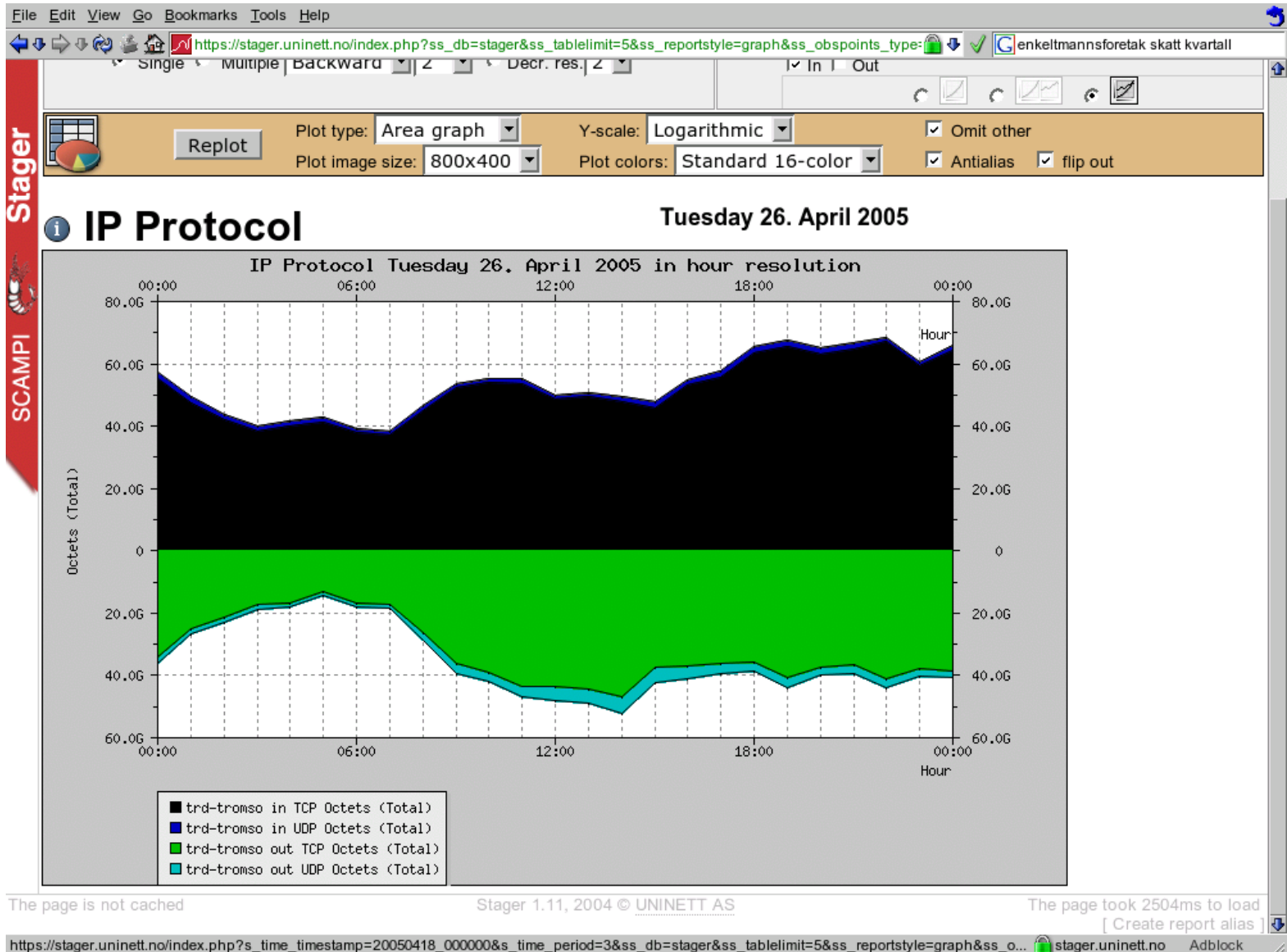
Week 40 2004



Multiple observation points



Area graph



Multiple time periods

File Edit View Go Bookmarks Tools Help

https://stager.uninett.no/index.php?s_indexstyle=toolbox&ss_db=stager&ss_tablelimit=5&ss_reportstyle=grap enkeltmannsforetak skatt kvartall

Single Multiple Backward 2 Decr. res. 2 In Out

IP Protocol

Tuesday 29. March 2005
trd-tromso in (Sampling: 1/100)

Line statistics: Traffic in percent Go Router statistics for trd-gw: Memory usage Go

Piechart Plot graph

Select	Protocol			Octets		Packets		Flows		Packetsize
	Number	Name	Description	bit/s	Percent	Packets/s	Percent	Flows/s	Percent	Octets
<input checked="" type="checkbox"/>	6	TCP	Transmission Control	98.0M	97.83%	16.1·10 ³	91.71%	40.9	82.85%	762
<input checked="" type="checkbox"/>	17	UDP	User Datagram	1.71M	1.70%	1.25·10 ³	7.14%	7.43	15.05%	170
<input type="checkbox"/>	50	ESP	Encap Security Payload for IPv6	388k	0.39%	93.4	0.53%	0.185	0.38%	520
<input type="checkbox"/>	1	ICMP	Internet Control Message	57.9k	0.06%	87.2	0.50%	0.746	1.51%	83
<input type="checkbox"/>	47	GRE	General Routing Encapsulation	11.3k	0.01%	5.94	0.03%	0.0181	0.04%	237

IP Protocol

Week 13 2005
trd-tromso in (Sampling: 1/100)

Line statistics: Traffic in percent Go Router statistics for trd-gw: Memory usage Go

Piechart Plot graph

Select	Protocol			Octets		Packets		Flows		Packetsize
	Number	Name	Description	bit/s	Percent	Packets/s	Percent	Flows/s	Percent	Octets
<input checked="" type="checkbox"/>	6	TCP	Transmission Control	96.9M	97.84%	15.1·10 ³	91.19%	40.8	84.84%	800
<input checked="" type="checkbox"/>	17	UDP	User Datagram	1.75M	1.77%	1.28·10 ³	7.71%	6.3	13.12%	171
<input type="checkbox"/>	50	ESP	Encap Security Payload for IPv6	304k	0.31%	78.6	0.47%	0.154	0.32%	484
<input type="checkbox"/>	1	ICMP	Internet Control Message	55.5k	0.06%	84.7	0.51%	0.729	1.52%	82
<input type="checkbox"/>	47	GRE	General Routing Encapsulation	13.6k	0.01%	5.35	0.03%	0.0163	0.03%	317

The page is not cached Stager 1.11, 2004 © UNINETT AS The page took 959ms to load [Create report alias]

List Goto report section trd-tromso in

Done stager.uninett.no Adblock

Matrix

File Edit View Go Bookmarks Tools Help

https://stager.uninett.no/index.php?ss_db=stager&ss_tablelimit=10&ss_reportstyle=graphsetup&ss_obspoint=enkeltmannsforetak skatt kvartall

Setup > Tables > Source - Destination AS > Advanced > Get Report arneos [Logout]

Limit rows: 10 Presentation Mode: [Standard | **Matrix** | Overview] Type of statistics: Octets

Time: Friday 29. April 2005 Time resolution: Day
 Friday Week Hour
 Zoom in...
 Single Multiple Backward 2 Decr. res. 2

Observation point
 Show all groups Show all devices
 bergenS.bix
 In Out

Source - Destination AS Friday 29. April 2005

bergenS.bix in (Sampling: 1/1)

Line statistics: Traffic in percent Go Router statistics for bergenS-gw: Memory usage Go

Octets From / To [Rotate]		Universitetet i Bergen	NTNU	Universitetet i Oslo	Universitetet i Tromsø
BKK Bredbaand Autonomous System, Formerly EITele Autonomous System, Norway	1.42M	551k	319k	306k	76.5k
Webhuset Datasenter AS	204k	57.0k	85.1k	51.7k	0
Bergen Nett og Media AS, Norway	69.7k	0	0	0	0

The page is not cached Stager 1.11, 2004 © UNINETT AS The page took 766ms to load [Create report alias]

Mping

Stager [Ping data] - Mozilla Firefox

File Edit View Go Bookmarks Tools Help

https://beta-stager.uninett.no/index.php?ss_db=stager-mping&ss_tablelimit=75&ss_obspoints_limit_group=un

Setup > MPing Ping data Simple Get Report [Login] [Help]

Time: 2. May 2005 Monday Time resolution: Day Week Hour Zoom in... Observation point [Single observation point] Show all groups

Ping data

Monday 2. May 2005 All observation points

Line plot Plot graph

Select	Observation Point	Packets	Response time		
		Packet loss	Minimum	Average	Maximum
<input checked="" type="checkbox"/>	samson.ldh.no (samson.ldh.no) (in)	0.05%	17.3 ms	125 ms	4.60 s
<input checked="" type="checkbox"/>	lovise-gw.uninett.no (158.38.164.14) (in)	0.00%	16.9 ms	118 ms	4.71 s
<input checked="" type="checkbox"/>	kautokeino-gw.uninett.no (128.39.0.90) (in)	0.03%	23.5 ms	38.1 ms	179 ms
<input checked="" type="checkbox"/>	samson.samiskhs.no (samson.samiskhs.no) (in)	0.00%	22.1 ms	37.5 ms	246 ms
<input type="checkbox"/>	naringsbygget-sw.uninett.no (158.39.0.2) (in)	0.00%	34.1 ms	35.1 ms	53.8 ms
<input type="checkbox"/>	svalbard-gw.uninett.no (158.39.0.14) (in)	0.00%	32.9 ms	33.8 ms	47.0 ms
<input type="checkbox"/>	arkmuseum-gw.uninett.no (128.39.3.43) (in)	0.09%	23.7 ms	26.5 ms	472 ms
<input type="checkbox"/>	samson.rlvphs.no (samson.rlvphs.no) (in)	2.97%	23.1 ms	26.4 ms	65.7 ms
<input type="checkbox"/>	sandane-gw.uninett.no (158.37.1.19) (in)	0.03%	22.6 ms	24.5 ms	55.0 ms
<input type="checkbox"/>	forde-gw.uninett.no (158.37.1.138) (in)	0.00%	20.9 ms	24.2 ms	216 ms
<input type="checkbox"/>	stokmarknes-gw.uninett.no (158.39.0.48) (in)	0.00%	19.0 ms	21.9 ms	128 ms
<input type="checkbox"/>	narbo-gw.uninett.no (158.37.1.143) (in)	2.13%	20.0 ms	21.6 ms	121 ms
<input type="checkbox"/>	sandnes-gw.uninett.no (128.39.0.95) (in)	1.59%	19.6 ms	21.1 ms	206 ms
<input type="checkbox"/>	rauland-gw.uninett.no (128.39.3.18) (in)	0.00%	16.5 ms	20.7 ms	544 ms
<input type="checkbox"/>	samson.nupi.no (samson.nupi.no) (in)	0.13%	10.4 ms	20.6 ms	293 ms
<input type="checkbox"/>	haugesund-gw.uninett.no (128.39.0.27) (in)	0.00%	17.9 ms	20.4 ms	226 ms
<input type="checkbox"/>	afs-gw.uninett.no (158.38.164.6) (in)	0.00%	17.5 ms	20.3 ms	207 ms
<input type="checkbox"/>	nupi-gw.uninett.no (128.39.3.49) (in)	0.00%	10.7 ms	20.2 ms	434 ms
<input type="checkbox"/>	158.39.12.2 (158.39.12.2) (in)	0.00%	17.0 ms	20.2 ms	49.3 ms
<input type="checkbox"/>	harstad-gw2.uninett.no (158.39.0.23) (in)	0.00%	18.8 ms	19.7 ms	41.3 ms
<input type="checkbox"/>	arendal-gw.uninett.no (128.39.0.3) (in)	0.00%	16.7 ms	19.5 ms	278 ms
<input type="checkbox"/>	harstad-gw.uninett.no (158.39.0.29) (in)	0.00%	18.0 ms	19.2 ms	173 ms

Done beta-stager.uninett.no Adblock

Mping traceroute

Stager [Traceroute] - Mozilla Firefox

File Edit View Go Bookmarks Tools Help

https://beta-stager.uninett.no/index.php?ss_db=stager-mping&ss_tablelimit=75&ss_transform=None&ss_obs...

Setup > MPing Traceroute Simple Get Report [Login] [Help]

Time: 1. May 2005 Sunday Time resolution: Day Week Hour Zoom in... Observation point: uninett Show all devices artifact.hsh.no (artifact.hsh.no) In Out

Traceroute

Sunday 1. May 2005 rauland-gw.uninett.no (128.39.3.18) in

Line statistics: Traffic in percent Router statistics for uninett: Memory usage

Line plot Plot graph

Select	Host		Response time				Jitter
	Hop	Hostname	Minimum	Average	Maximum	Median	Std dev
<input checked="" type="checkbox"/>	3	trd-gw.uninett.no (128.39.46.173)	0.177 ms	0.869 ms	11.9 ms	0.874 ms	0.267 ms
<input checked="" type="checkbox"/>	2	teknobyen-gw.uninett.no (128.39.47.89)	0.208 ms	0.917 ms	198 ms	0.753 ms	3.59 ms
<input checked="" type="checkbox"/>	1	uninett-gw.uninett.no (158.38.152.1)	0.668 ms	1.59 ms	193 ms	0.799 ms	3.38 ms
<input checked="" type="checkbox"/>	4	oslo-gw1.uninett.no (128.39.46.1)	7.89 ms	8.59 ms	19.2 ms	8.60 ms	0.278 ms
<input type="checkbox"/>	6	bo-gw2.uninett.no (128.39.3.58)	10.4 ms	11.5 ms	159 ms	11.3 ms	2.23 ms
<input type="checkbox"/>	5	bo-gw.uninett.no (128.39.46.114)	9.89 ms	11.7 ms	411 ms	10.9 ms	11.0 ms
<input type="checkbox"/>	7	rauland-gw.uninett.no (193.156.92.102)	16.4 ms	92.7 ms	618 ms	95.1 ms	171 ms

Caching is disabled. Stager 1.20 trunk, 2004 © UNINETT AS The page took 6591ms to load

Traceroute, Unnamed Create bookmark

Done beta-stager.uninett.no Adblock